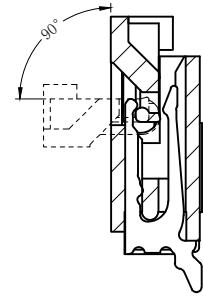
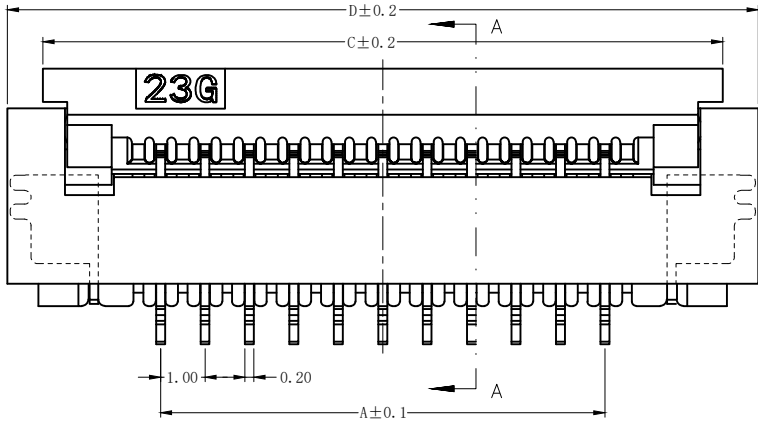
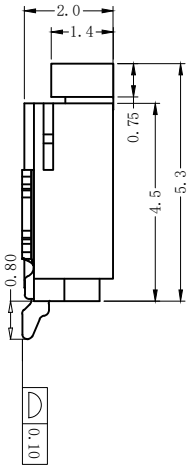
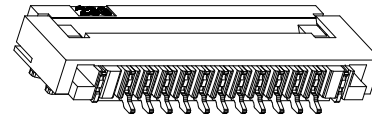
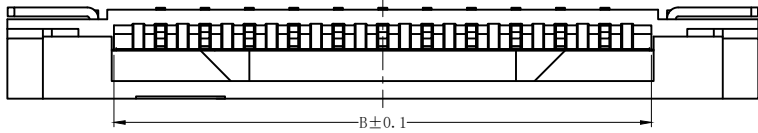
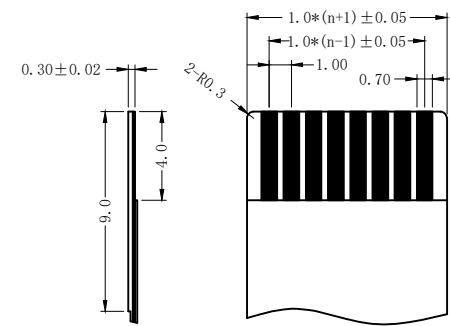
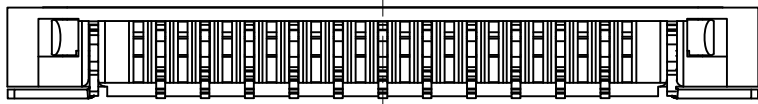


REV.	ECN NO.	LOCAS.	DESCRIPTION	DATE	DESIGN
A			NEW DRAWING	22.12.01	Jenply

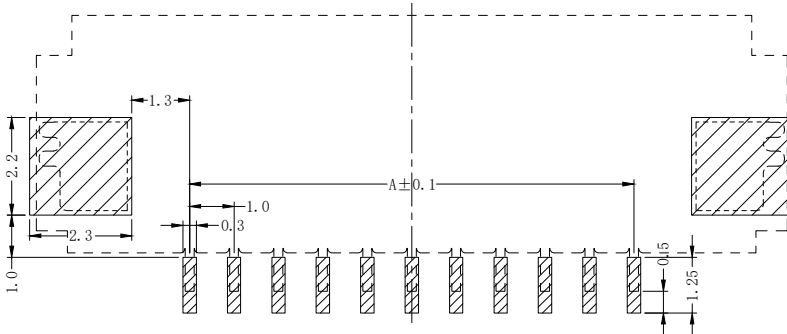


SECTION A-A



PROPER CABLE (SCALE 2:1)

孔位	A	B	C	D
4	3.00	5.10	8.30	9.90
5	4.00	6.10	9.30	10.90
6	5.00	7.10	10.30	11.90
7	6.00	8.10	11.30	12.90
8	7.00	9.10	12.30	13.90
9	8.00	10.10	13.30	14.90
10	9.00	11.10	14.30	15.90
11	10.00	12.10	15.30	16.90
12	11.00	13.10	16.30	17.90
13	12.00	14.10	17.30	18.90
14	13.00	15.10	18.30	19.90
15	14.00	16.10	19.30	20.90
16	15.00	17.10	20.30	21.90
17	16.00	18.10	21.30	22.90
18	17.00	19.10	22.30	23.90
19	18.00	20.10	23.30	24.90
20	19.00	21.10	24.30	25.90
21	20.00	22.10	25.30	26.90
22	21.00	23.10	26.30	27.90
23	22.00	24.10	27.30	28.90
24	23.00	25.10	28.30	29.90
25	24.00	26.10	29.30	30.90
26	25.00	27.10	30.30	31.90
27	26.00	28.10	31.30	32.90
28	27.00	29.10	32.30	33.90
29	28.00	30.10	33.30	34.90



PC BOARD LAYOUT

技术要求 (Technical Index):

1. 材质与表面处理 (Material And Finish):  
基座 (Housing) and 盖子 (Cover): LCP UL94V-0 Nature Or Black;  
端子 (Terminal): Phosphor Copper Au/Sn Plated;  
焊片 (Solder): Copper Alloy Au/Sn Plated;
2. 工作温度 (Temperature range): -25° C ~ +85° C.
3. 额定电压 (Rated voltage): 50V, AC/DC.
4. 额定电流: 0.4A, AC/DC.
5. 接触电阻 (Contact resistance): ≤ 20mΩ.
6. 绝缘电阻 (Insulation resistance): ≥ 500MΩ.
7. 耐电压 (Withstanding Voltage): 200V AC/minute.

DESIGN:	Jenply		<b>易芯精密科技(浙江)有限公司</b> Easychips Precision Technology (Zhejiang) Co., Ltd.					
CHECK:	Ke Tian		TITLE: 1.0mm FPC 掀盖式(D型)下接					
APPROVED:	Youquan Xu	PART NO. EC-1.0K-DX-nPWB H2.0						
DIM	TOL	DIM	TOL	REV. A	SCALE: N/A	UNIT: mm	SHEET: 1/1	
X.	±0.25	X°	±3.0°					
X.X	±0.20	X.X°						
X.XX	±0.15	X.XX°						
X.XXX		X.XXX°						